

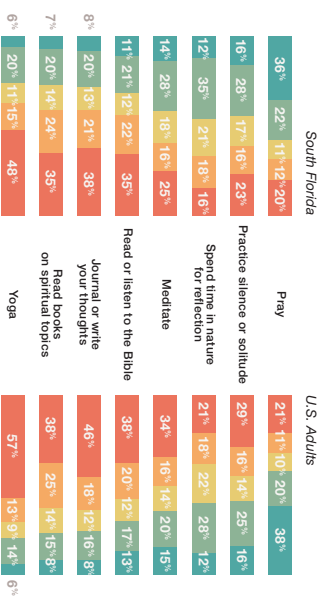
How People Are Practicing Their Faith



South Florida follows national norms in individual faith practices, with prayer being the greatest open door. Unchurched people are most likely to experience faith through prayer, silence or solitude, time in nature and meditation.

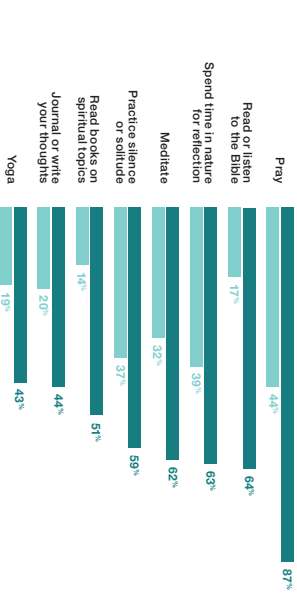
How often do you do any of the following spiritual practices?

● Daily ● Weekly ● Monthly ● Less often ● Never



How often do you do any of the following spiritual practices?

South Florida, % at least weekly | ● Churched ● Unchurched



n=2,007 U.S. adults | n=1,000 South Florida residents | April 23–May 5, 2021

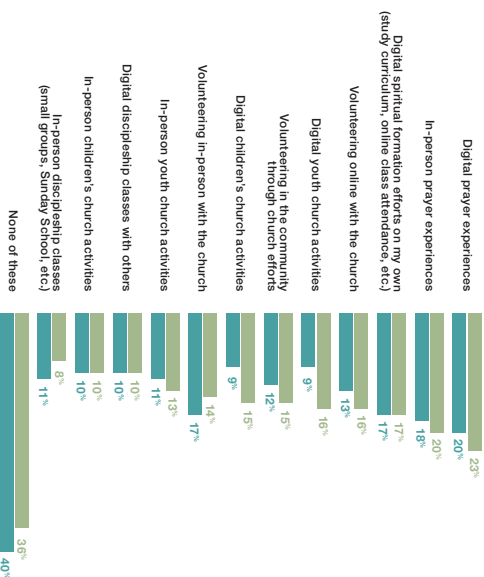


While South Florida churchgoers have engaged in a wide range of church activities during the pandemic, one in three says they haven't engaged the church at all.

Over the course of the pandemic, have you been engaged with church in any of the following ways? Select all that apply.

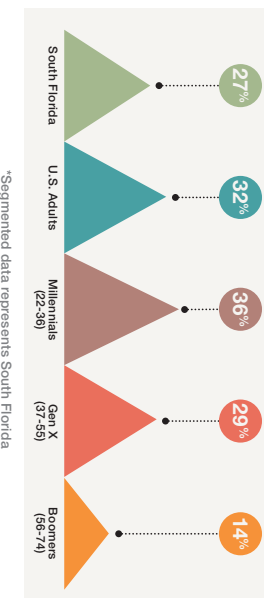
% among churchgoers

● South Florida ● U.S. Adults



Three out of 10 South Florida churchgoers report a decline in their spiritual lives over the past few months, especially Millennial and Gen X churchgoers.

"I have seen a decline in my spiritual life over the past few months."
% agree among churchgoers



*Segmented data represents South Florida



Churchgoers in South Florida hold varied perceptions related to engagement with church. Solid majorities of South Florida churchgoers have strong emotional connections to church. However, they are less likely than U.S. adults to say they grow spiritually outside of church attendance. Almost one in five Millennial churchgoers in South Florida says they are drifting from their faith practice.

● South Florida ● U.S. Adults ● Millennials ● Gen X ● Boomers
% agree among churchgoers




How the Pandemic Has Changed People's Engagement with Church



The pandemic caused church attendance to drop significantly, though South Florida hasn't declined quite as sharply as the national average. South Florida churchgoers were likely to sample other churches during the pandemic.

Before the COVID-19 pandemic, on average, how often did you attend a church worship service?

Weekly 2-3 times per month Once per month Once every 2-3 months
Once every 6 months Once or twice a year Never



During the COVID-19 pandemic, how often have you attended church worship services, either in person or digitally?



How many churches have you attended during the COVID-19 pandemic?

% among churchgoers

- I have attended only one church
- I have been sampling other churches but I have primarily attended one church
- I have been attending many different churches
- Other



n=2,007 U.S. adults | n=1,000 South Florida residents | April 23-May 5, 2021

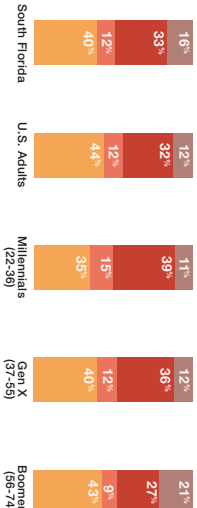


Going forward, preferences for physical church gatherings are strong among South Florida residents. However, one in three expects some form of digital worship options made available in a hybrid church model, including four out of 10 Millennials in South Florida.

After the COVID-19 pandemic, what kind of church service gathering will fit your expectations best?

% among those who have ever attended a church

- Primarily physical gatherings
- Primarily digital gatherings
- Both
- Neither



Half of all South Florida residents have watched a church service online during the pandemic, which was higher than the national average. Nearly half of those who watched online said they struggled to focus, the highest of those being Gen X. Three in 10 unchurched people in South Florida watched a church service online.

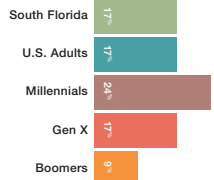
At some point during the COVID-19 pandemic, have you watched a church service online?

- Yes
- No



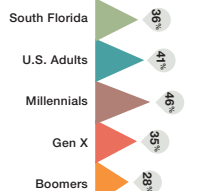
"I don't see the value of attending an online church service."

% agree among churchgoers



Do you struggle to focus during online church?

% agree among churchgoers who have watched an online service



*Segmented data represents South Florida

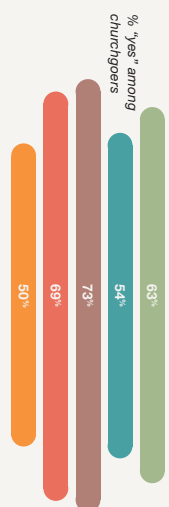


Over six in 10 South Florida churchgoers are more open to digital church after the pandemic. Over two-thirds of digital churchgoers feel cared for by their pastor or priest and feel connected to their church community. Some struggle to feel like they can make meaningful contributions in a digital church context. Women are less likely than men to resonate with digital church.

Did your experiences during the pandemic make you more open to the idea of digital church in the future?

% "yes" among churchgoers

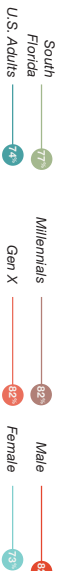
- South Florida
- U.S. Adults
- Millennials
- Gen X
- Boomers




When I attend church digitally...

% agree among churchgoers who have attended church digitally


...I am able to participate in all of the traditions that are important to me.




...I feel connected to my church community.



...I feel cared for by my pastor / minister / priest.



...I feel that I am making a meaningful contribution to my church community.



...I learn as much from the sermons as I would in person.

